



238 Pillow Street
Butler, PA 16001
724-283-4681
724-283-5939 (fax)
www.bwieagle.com

PRODUCT INFORMATION BULLETIN

AIR-EAGLE® FM2 900MHz RF Transmitter SIX PUSHBUTTON INPUT MODEL 43-1400-6B-DC

DESCRIPTION

The model 43-1400-6B-DC, AIR-EAGLE FM2 TX is a six pushbutton input R.F. transmitter designed to transmit unique signals to the model 43-2000 AIR-EAGLE FM2 RECEIVER which can be located up to 1200 feet away.

PC BOARD SET-UP INFORMATION

Make the following connections on the PC Board Terminal Strip:

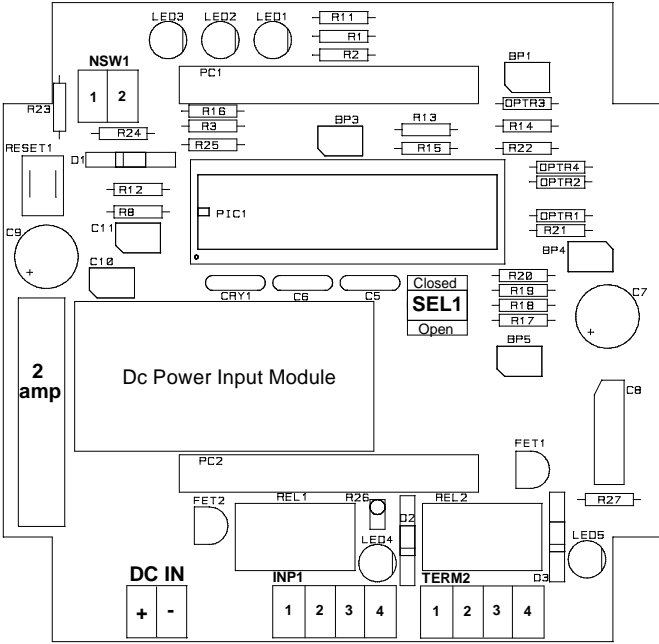

DC INPUT TERMINAL STRIP (DC IN)	
Terminal 1	Positive (+) 9-36VDC INPUT
Terminal 2	Negative (-) 9-36VDC INPUT

INPUT 1 TERMINAL STRIP (INP1)	
Terminal 1	Button #1 Input (+)
Terminal 2	Button #1 Input (Common)
Terminal 3	Button #2 (Common)
Terminal 4	Button #2 (+)

I/O TERMINAL STRIP (TERM2)	
Terminal 1	Button #3 Input (+)
Terminal 2	Button #3 Input (Common)
Terminal 3	Button #4 Input (+)
Terminal 4	Button #4 Input (Common)

NETWORK SWITCH TERMINAL STRIP (NSW1)	
Terminal 1	Button #5 Input (+)
Terminal 2	Button #5 Input (Common)

NETWORK SWITCH CONFIGURATION OPTIONS (SEL1)			
SEL 1 (SW1 & 2):	Network Address	SW1	SW2
USED TO SET NETWORK FREQUENCY	#1	OPEN	OPEN
	#2	CLOSED	OPEN
	#3	OPEN	CLOSED
	#4	CLOSED	CLOSED

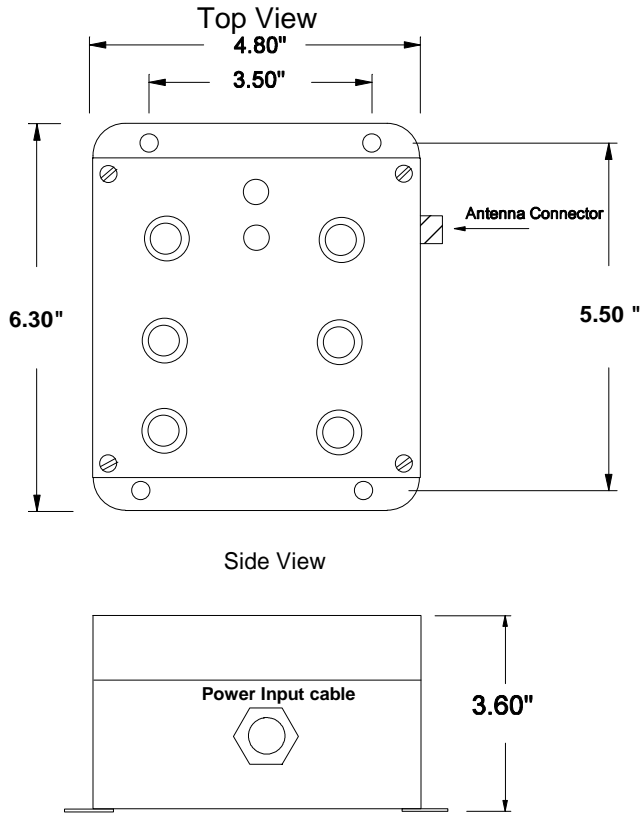


AIR-EAGLE® FM2

900MHz RF Transmitter
SIX PUSHBUTTON INPUT

MODEL 43-1400-6B-DC

DIMENSIONS & INDICATORS



POWER LED – Green LED illuminates continuously while power is applied to the transmitter.

TX LED - Red LED illuminates continuously while any button is depressed.

SPECIFICATIONS

Power Supply	9 – 36 VDC @ 10 Watts
Fuse Protected	2 amp
Transmitter Data	Four DRY Contact Inputs (Pre-wired to Pushbuttons)
Transmit Frequency	900MHz Spread Spectrum
RF Channels	Four independent network frequencies
RF Output Power	4mW
Transmit Range	Up to 1200 feet with external antenna - see accessories)
Enclosure	ABS Plastic, NEMA 3, 3R, 4, 4X, 12, 13
Operating Temp	-40° F - +185° F

REPLACEMENT PARTS & ACCESSORIES

PC Board (Main)	43-1400-6B-DC
TX Pushbuttons (specify color when ordering)	99-SWT-0034
Standard Antenna (Included):	
900MHz TNC Portable Antenna (For distances up to 600 feet*)	49-1103
Optional Antenna & Accessories:	
900MHz Omni Directional Base Antenna (For distances up to 1200 feet*)	49-3101
Flex Coax Cable w/Connectors	49-4000-XX (XX = # of Feet)
Inline Lightning Arrestor	49-5002
* = Line of Sight	

LIMITED WARRANTY STATEMENT

BWI Eagle Inc. warrants the Air-Eagle Remote Control System, if properly used and installed, will be free from defects in material and workmanship for a period of **1 year** after date of purchase. Said warranty to include the repair or replacement of defective equipment. This warranty does not cover damage due to external causes, including accident, problems with electrical power, usage not in accordance with product instructions, misuse, neglect, alteration, repair, improper installation, or improper testing. This limited warranty, and any implied warranties that may exist under state law, apply only to the original purchaser of the equipment, and last only for as long as such purchaser continues to own the equipment. This warranty replaces all other warranties, express or implied including, but not limited to, the implied warranties or merchantability and fitness for a particular purpose. BWI Eagle makes no express warranties beyond those stated here. BWI disclaims without limitation, implied warranties of merchantability and fitness for a particular purpose. Some jurisdictions do not allow the exclusion of implied warranties so this limitation may not apply to you. To obtain warranty service, contact BWI Eagle for a return material authorization. When returning equipment to BWI Eagle, the customer assumes the risk of damage or loss during shipping and is responsible for the shipping costs incurred.

DOCUMENT DATE 1-Nov-06



238 Pillow Street
Butler, PA 16001
(724) 283-4681
Fax (724) 283-5939
www.bwieagle.com